

USE OF BLOCKS FOR LEVELING MOTOR HOMES

At a recent Michelin tire meeting we were reminded of the importance of proper use of blocks to level a motor home. Improper use of blocks can damage the tire internally even though no damage may be apparent on the outside of the tire. The internal injury may then continue to grow with time and use until it eventually causes the tire's sidewall to open and allow for a rapid air loss or "blow out."

The photos below were taken at our most recent Grand National Rally in Forest City, IA, but can be found wherever motor homes are parked, and show actual examples of incorrect blocking techniques.


The bulletin on the following page was written by Michelin to address the use of blocks to level an RV.



The block in the above picture does not support the entire footprint of the tire.



The blocks used in this photo have raised circular sections that do not evenly distribute the weight over the tire's footprint.



The blocks used in this photo are at an angle so the weight is being applied primarily to the tires sidewall. A single larger block should be used instead.



The Use of Blocks to Level Motor Homes/RVs Equipped with Radial Tires

Extreme caution must be taken to ensure that the tires are fully supported when using blocks to level motor homes. The load on the tire should be evenly distributed on the block and in the case of duals, evenly distributed on blocks for both tires. If not properly done, the steel cables in the sidewall of the tires may be damaged and could lead to premature fatigue of the sidewall.

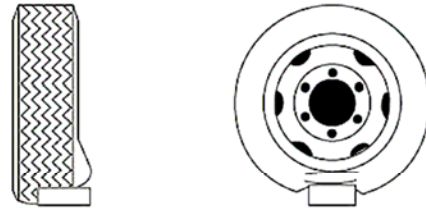
The correct methods are shown in **Figure 1, below**. Please note that the blocks are wider than the tread and longer than the tire's footprint. This provides maximum support to the tires and assures that the load is evenly distributed throughout the tire's footprint area.

Tires incorrectly supported, as shown in **Figure 2 at right**, may be damaged, which could lead to casing failure resulting in serious injury or property damage. If, on previous occasions, the tires have been incorrectly supported, a hidden damage may be present. Please contact your local Michelin dealer and request an inspection and determination of possible damage.

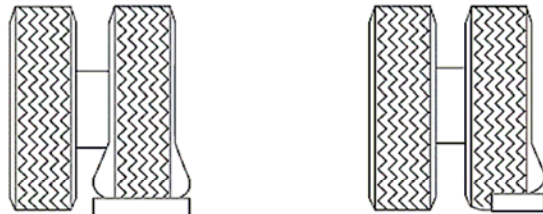
It is better to invest a small amount of time and money at the campground than to risk a future tire problem while on the road.

FIGURE 2
INCORRECT METHOD

Singles
INCORRECT
Only a portion of the tire is supporting the full load.



Duals
INCORRECT
One tire or a portion of one tire is supporting the full load.



Portion of the two tires supporting the full load.

FIGURE 1
CORRECT

