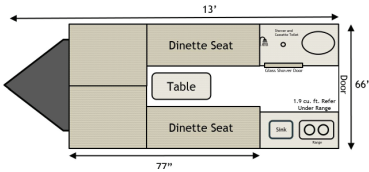


Dealer Name: _____ Date: _____

Grand Ascape ST (Shower Model)

Includes: 2-burner stove, Range hood with vent fan, Microwave, 3.0 cu. ft. 3-way refer, 18,000 btu furnace, Suburban 6 gal. water heater, Outside shower, 13 gal. grey water tank, 23" Flat screen TV, Spare tire and aluminum wheels, Plastofom insulated double pane windows, 50 Watt solar panel, Zamp solar port, Coleman Mach 8 A/C

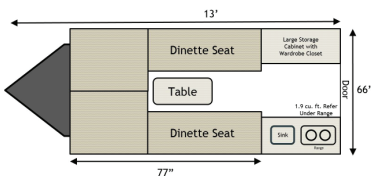


Optional Thule Awning

Trim Pkg. Color: Red Blue Black

Grand Ascape Plus

Includes: 2-burner stove, Range hood with vent fan, Microwave, 3.0 cu. ft. 3-way refer, 18,000 btu furnace, Suburban 6 gal. water heater, Outside shower, 13 gal. grey water tank, 23" Flat screen TV, Spare tire and aluminum wheels, Plastofom insulated double pane windows, 50 Watt solar panel, Zamp solar port, Coleman Mach 8 A/C

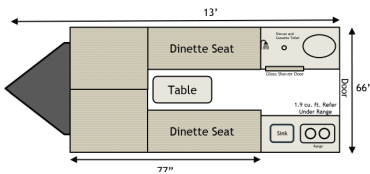


Optional Thule Awning

Trim Pkg. Color: Red Blue Black

Great Ascape ST (Shower Model)

Includes: Smev sink, Smev 2-burner stove, Range hood with vent fan, 3.0 cu. ft. 3-way refer, 18,000 btu furnace, Suburban 6 gal. water heater, Coleman Mach 8 A/C, Outside shower, 100 Watt solar panel, 13 gal. grey water tank, Spare tire and aluminum wheels, Plastofom insulated double pane windows, Thule awning, Cassette toilet, 23" Flat screen TV, King Jack Digital TV Antenna, Infinity luxury woven vinyl



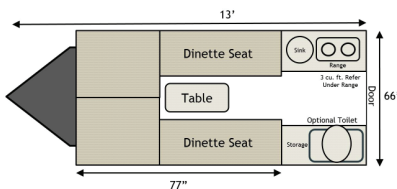
Optional Alde® Radiant Heat and Hot Water System

(This option replaces the water heater and furnace)

Trim Pkg. Color: Red Blue Black

Great Ascape Plus

Includes: Smev sink, Smev 2-burner stove, Range hood with vent fan, 3.0 cu. ft. 3-way refer, 18,000 btu furnace, Suburban 6 gal. water heater, Outside shower, 100 Watt solar panel, 13 gal. grey water tank, Spare tire and aluminum wheels, Plastofom insulated double pane windows, Coleman Mach 8 A/C, Thule awning, Cassette toilet, 23" Flat screen TV, King Jack Digital TV Antenna, Infinity luxury woven vinyl



Optional Alde® Radiant Heat and Hot Water System

(This option replaces the water heater and furnace)

Trim Pkg. Color: Red Blue Black



	Grand Ascape	Grand Ascape	Great Ascape	Great Ascape
Exterior	ST	Plus	ST	Plus
Color Coordinated Exterior Trim Packages (New)	S	S	S	S
Outside Shower	S	S	S	S
Front Mounted Solar Panel Watts	50	50	100	100
Zamp® Solar Port	S	S	S	S
Thule® 6' Awning (New)	O	O	S	S
Plastoform Double Pane Windows (New)	S	S	S	S
Interior	ST	Plus	ST	Plus
Smev® Deep Bowl Euro Sink (New)	N/A	N/A	S	S
Infinity Luxury Woven Vinyl (New)	N/A	N/A	S	S
Wood-Veneered 100% Lite-Ply® Cabinetry (New)	N/A	N/A	S	SR
Enclosed Shower and Toilet Combination	S	N/A	S	N/A
Metal Seat Frames (New)	N/A	N/A	S	S
Cassette Toilet	S	S	S	S
23" Flat Screen TV	S	S	S	S
King Jack Digital TV Antenna (New)	N/A	N/A	S	S
Appliances	ST	Plus	ST	Plus
Atwood 18,000 btu Furnace	S	S	S	S
Dometic 3-Way Refrigerator	3 cu. ft.	3 cu. ft.	3 cu. ft.	3 cu. ft.
Suburban 6 gal. Porcelain Lined Water Heater	S	S	S	S
Smev® Two Burner Euro Range Top (New)	N/A	N/A	S	S
Suburban Two Burner Stove	S	S	N/A	N/A
Range Hood w/ Vent Fan	S	S	S	S
Built-In Microwave	S	S	S	S
Shurflo Electric Water Pump	S	S	S	S
Coleman Mach 8 -9200 btu Roof Mounted A/C	S	S	S	S
Alde® Radiant Heat and Hot Water System (New)	N/A	N/A	O	O
Chassis	ST	Plus	ST	Plus
Dual 20 lb. LP Tanks w/ Auto Changeover	S	S	S	S
2500 lb. Dexter Torsion Axle	S	S	S	S
Specification	ST	Plus	ST	Plus
Unloaded Vehicle Weight**	1700 lbs.	1750 lbs.	1850 lbs.	1900 lbs.
Hitch Weight	225 lbs.	230 lbs.	220 lbs.	240 lbs.
Cargo Carrying Capacity	800 lbs.	750 lbs.	650 lbs.	600 lbs.
Exterior Length	14'	14'	14'	14'
Exterior Box Width	75"	75"	75"	75"
Exterior Overall Width	79"	79"	79"	79"
Exterior Height	8' 4"	8' 4"	7' 5"	7' 5"
Exterior Height w/ Roof Mounted A/C	8' 4"	8' 4"	8' 4"	8' 4"
Interior Height	6' 4"	6' 4"	6' 4"	6' 4"
LP Capacity	40 lbs.	40 lbs.	40 lbs.	40 lbs.
Fresh Water Capacity	11 gal.	11 gal.	11 gal.	11 gal.
Grey Water Capacity	13. gal	13.gal.	13 gal.	13 gal.
Bed Size	77" x 72"	77" x 72"	77" x 72"	77" x 72"
Tire Size	185/80 R13	185/80 R13	185/80 R13	185/80 R13

S=Standard O=Optional N/A=Not Applicable

