

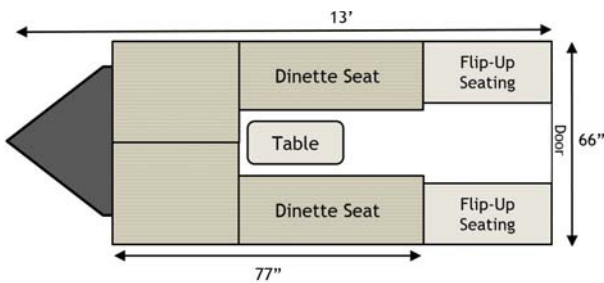


## Ascape MT

Includes: Fantastic fan, Spare tire, Aluminum rims, Frameless windows, Zamp solar port.

Flip-up seating in the MT provides ample storage space for large camping accessories like oversized coolers, outside kitchens, camp tables, bikes, etc.

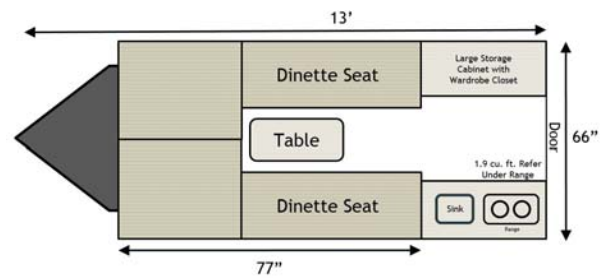
Get off the ground, haul all of your gear and then sleep in your own luxurious bedroom. And, the MT is only 1170 lbs.



## Ascape Camp

Includes: 2-burner stove, 1.9 cu. ft. 3-way refer, 16,000 btu furnace, Suburban 6 gal. water heater, Outside shower, 13 gal. grey water tank, Spare tire and aluminum wheels, Frameless windows, Zamp solar port, Coleman Mach 8 A/C.

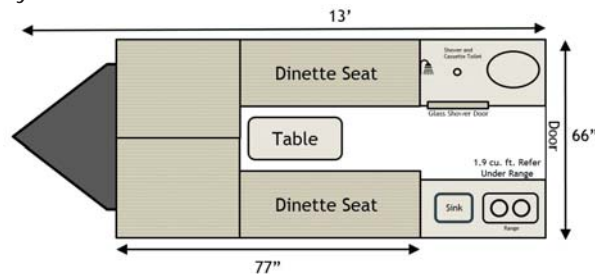
Camp in style with a well equipped kitchen, plenty of counter space and endless storage. The Camp even has its own wardrobe closet.



## Ascape ST

Includes: 2-burner stove, 1.9 cu. ft. 3-way refer, 16,000 btu furnace, Suburban 6 gal. water heater, Outside shower, 13 gal. grey water tank, Spare tire and aluminum wheels, Frameless windows, Zamp solar port, Coleman Mach 8 A/C, Thetford cassette toilet.

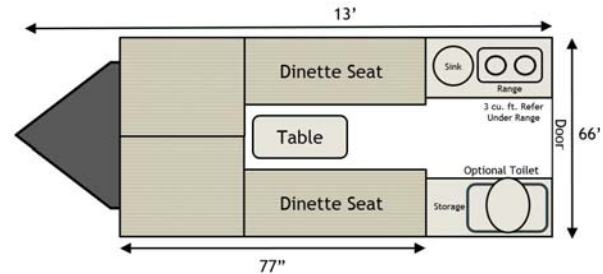
The ST showcases an enclosed hard-walled shower and toilet with glass door. This separate bath is much larger than you would imagine and provides all of the privacy comforts you need in your home on the road.



## Ascape A-Plus

Includes: Deep bowl sink, 2-burner stove, 3.0 cu. ft. 3-way refer, 16,000 btu furnace, Suburban 6 gal. water heater, Outside shower, 40 amp solar panel, 13 gal. grey water tank, Spare tire and aluminum wheels, Frameless windows, Coleman Mach 8 A/C, Carefree awning, Thetford cassette toilet, 23" Flat screen TV, Bluetooth sound bar, Range hood w/ vent fan, Microwave.

The Ascape Plus is our most luxurious model and fully equipped. The only option not available in the Plus is the enclosed shower.



\* Interior dinette folds into a large 77" X 64" bed on all floor plans.

Graphics Colors:



# Ascape Specifications:

Exterior	Ascape Plus	Ascape ST	Ascape	Ascape MT
Outside Shower	S	S	S	N/A
Front Mounted Solar Panel	S	N/A	N/A	N/A
Carefree 5' Awning	S	O	O	O
Interior	Ascape Plus	Ascape ST	Ascape	Ascape MT
Deep Bowl Sink with Pull-Out Faucet	S	N/A	N/A	N/A
Standard Sink with Stationary Faucet	N/A	S	S	S
Thetford Cassette Toilet	S	S	N/A	N/A
23" Flat Screen TV	S	N/A	N/A	N/A
Bluetooth Sound-Bar	S	N/A	N/A	N/A
Appliances	Ascape Plus	Ascape ST	Ascape	Ascape MT
Atwood 16,000 btu Furnace	S	S	S	N/A
3-Way Refrigerator	3.0 cu. ft.	1.9 cu.ft.	1.9 cu.ft.	N/A
Suburban 6 gal. Porcelain Lined Water Heater	S	S	S	N/A
Two Burner Range Top	S	S	S	N/A
Range Hood w/ Vent Fan	S	N/A	N/A	N/A
Shurflo Electric Water Pump	S	S	S	N/A
Coleman Mach 8 -9200 btu Roof Mounted A/C	S	S	S	O
Fantastic Fan	N/A	N/A	N/A	S
Chassis	Ascape Plus	Ascape ST	Ascape	Ascape MT
Dual 20 lb. LP Tanks w/ Auto Changeover	S	O	O	N/A
Single LP Tank	N/A	S	S	N/A
2500 lb. Dexter Torsion Axle	S	S	S	S
Specification	Ascape Plus	Ascape ST	Ascape	Ascape MT
Unloaded Vehicle Weight**	1630 lbs.	1575 lbs.	1495 lbs.	1170 lbs.
Hitch Weight	170 lbs.	220 lbs.	229 lbs.	190 lbs.
Cargo Carrying Capacity	870 lbs.	925 lbs.	1005 lbs.	1330 lbs.
Exterior Length	13'	13'	13'	13'
Exterior Box Width	66"	66"	66"	66"
Exterior Overall Width	73"	73"	73"	73"
Exterior Height	7' 5"	7' 5"	7' 5"	7' 5"
Exterior Height w/ A/C	8' 4"	8' 4"	8' 4"	8' 4"
Interior Height	6' 4"	6' 4"	6' 4"	6' 4"
LP Capacity	40 lbs.	20 lbs.	20 lbs.	N/A
Fresh Water Capacity	11 gal.	11 gal.	11 gal.	N/A
Grey Water Capacity	13 gal.	13 gal.	13 gal.	N/A
Bed Size	77" x 64"	77" x 64"	77" x 64"	77" x 64"
Tire Size	ST 185/80R13	ST 185/80R13	ST 185/80R13	ST 175/80R13

S=Standard O=Optional N/A=Not Applicable

